



## Quick Reference Guide



---

Following this guide will...

---

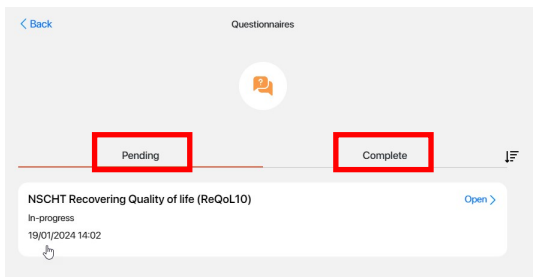
**Completing  
Questionnaires**

# Completing Questionnaires

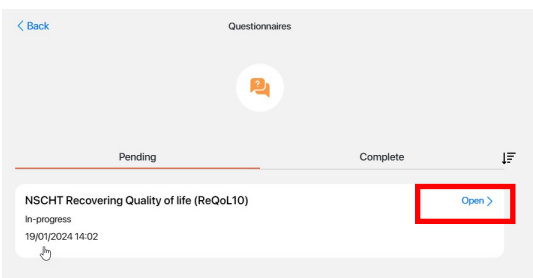
On the front screen of Patient Aide, scroll down to “Your Files”. The first tab is called “Questionnaires”.



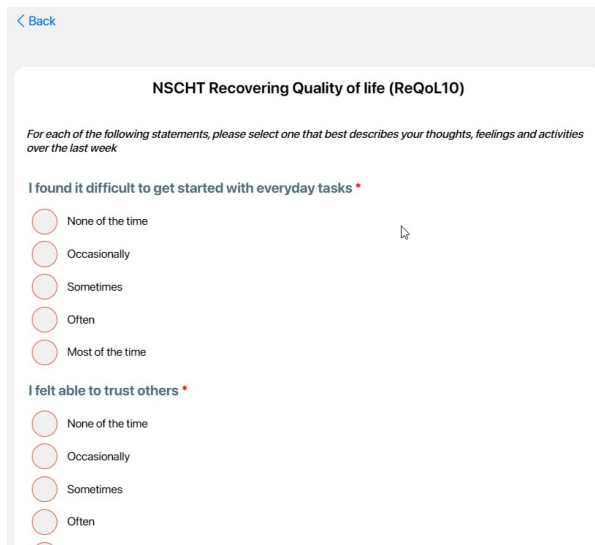
When you click onto this it takes you to any questionnaires that are pending to fill in or have been completed which you are still able to view.



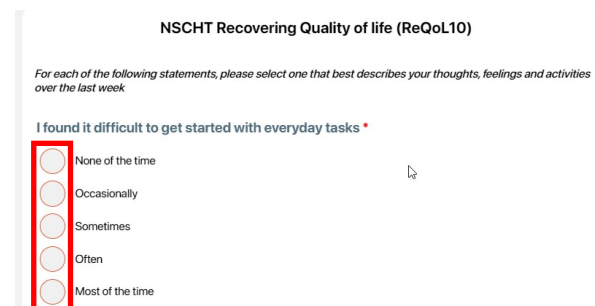
When you click on “open” in pending it will take you through to fill in.



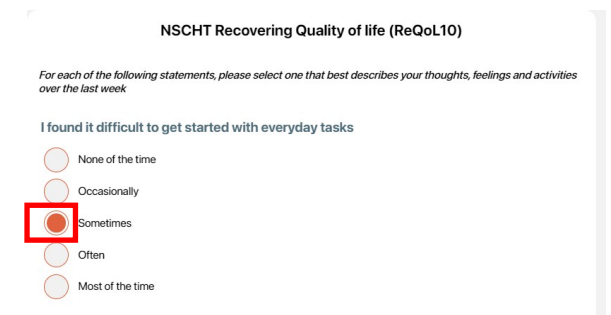
As an example below this is the ReQoL questionnaire.



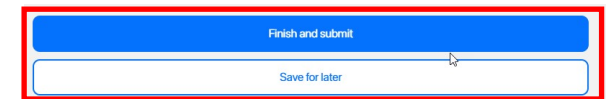
To fill in any questionnaires click on any of the circle buttons to select your answer as below:



Continue to select each circle button on each question, for example:



When you reach the button of the questionnaire, you have a choice to finish and submit your answers back to the clinician or save for later.



If you wish to finish the questionnaire later to finish press save for later and this will save in your pending questionnaires.

# Completing Questionnaires

If you have completed it press finish and submit. This will then show in your completed section. You are able to view your answers at any time.

